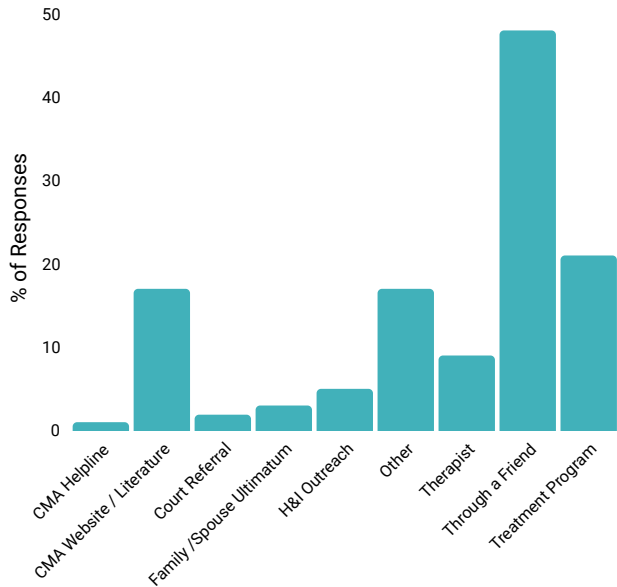


First Experiences With CMA

When asked how they were introduced to CMA, fellows cite a number of sources with a referral through friends topping the list. Treatment programs and the CMA website and literature also reached nearly 20% of fellows each, a clear sign that efforts engaging with hospitals & institutions and expanding public information and outreach are having positive effects.

How were you introduced to CMA?



The vast majority of fellows (95%) report being either welcomed or very welcomed in their first meeting. There is still room to grow, both by decreasing the fraction that did not feel welcomed and those that did not feel very welcomed.



Learn More

In addition to a final report, which will be posted on crystalmeth.org, we will be holding an online town hall presentation to share more details from the fellowship survey on **Feb 1, 2025 at 12:00pm PST/3:00pm EST.**

In this town hall, we will dive deeper into the data including regional differences in results, provide more detail, and answer as many questions as we can from attendees.

If you have questions you would like to see answered during the town hall, have feedback for us, etc, please scan the QR code below and fill out a simple form. We will do our best to address as many points as possible in the presentation or follow-up with you directly.



Crystal Meth Anonymous
Public Information & Outreach Committee
<https://crystalmeth.org>



Fellowship Survey 2024

**CRYSTAL METH
ANONYMOUS**

General Service
Conference

Who Are We?

In 2024, 1828 fellows responded to the Crystal Meth Anonymous fellowship survey. Fellows call 21 different countries and 45 states home. Fellows span a wide range of ages with a median age of 45 years old. Roughly 78% of members who responded identify as male, 17% as female, 3% as non-binary, 1% as transgender, and 1% as another gender-identity.

Fellows identify across a diverse range of ethnicities and sexual orientations.

Ethnicity

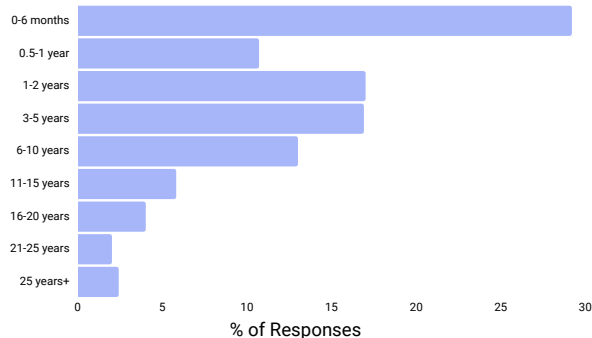
- 2.8% Asian
- 5.3% Black or African American
- 68.1% Caucasian
- 11.5% Hispanic
- 0.5% Middle Eastern
- 4.9% Multiracial
- 2.5% Native American or Indigenous
- 0.4% Native Hawaiian or Other Pacific Islander
- 2.1% Other Ethnicity

Sexual Orientation

- 2.3% Asexual
- 6.6% Bisexual
- 60.2% Gay
- 20.9% Heterosexual or Straight
- 1.0% Lesbian
- 3.7% Pansexual
- 3.7% Queer
- 1.4% Other orientation

Most fellows (55%) who completed the survey have under 2 years of clean time. 28% percent of those responding have 6 years or more of continuous sobriety. When it comes to relapse, 74% of fellows report that it is a part of their stories.

Time Drug/Alcohol Free



Hospitals & Institutions

Roughly 2 out of 3 fellows have participated in a residential treatment program or rehab. Of these, 55% report not having access to CMA meetings as part of their treatment program. One in three fellows reports having previously been incarcerated. About half of these report having no access to Twelve Step meetings while incarcerated.

It's clear that efforts from H&I initiatives are making great progress at sharing the message to addicts in treatment and incarcerated, but there is also still room to grow.

Diversity, Equity, & Inclusion

When asked "Do you feel that CMA is diverse, equitable, and inclusive in their state or region?", 1 in 5 fellows report that they did not feel CMA is a diverse, inclusive, or equitable community.



This sentiment is seen most prominently among fellows of color, those identifying as heterosexual/straight males, and fellows who identify as transgender or non-binary.

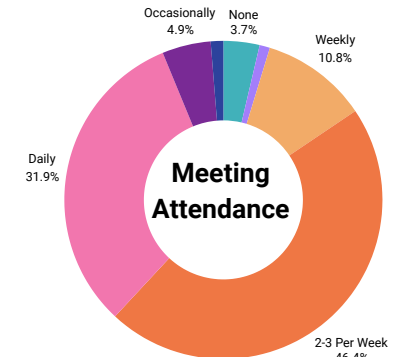
When asked why fellows felt that CMA is not diverse, equitable, or inclusive, we see some common themes of lack of representation, incidents of exclusivity, and bias.

Feedback from Fellows:

- "The attendance is often heavily exclusively white, cisgender male."
- "I feel like the focus is so much on LGBTQ that women and straight men are ignored."
- "There are many white people who don't normally come up to a non-white newcomer or newbie from out of town."

Recovery Experience

CMA is broadly a multi-fellowship community with 4 out of 5 fellows attending meetings in other Twelve Step programs in addition to CMA. 77% of fellows attend 2 or more meetings a week, with 1 in 3 attending daily meetings.



Nearly every facet of life is negatively impacted by our drug use. Fellows report that the areas of life which were negatively impacted by their drug use are now showing positive benefits due to their recovery.

